

No: GM/P&D/K-RIDE/PLANNING/04/2022/219

Date: 21.05.2024

Project Director (PD)

EGIS RAIL-AECOM-LBCPL JV,
11/23, Suryadev Rajajinagar, 1st "R" Block,
West of Chord Road, Rajajinagar, Bengaluru-560010


Subject: - Integrated cross-sections of Formation, Cutting and Ramp section for BSRP corridors.

Ref. - 1. GC letter no. GC/BSRP/KRIDE/2023/415 dated 13.12.2023
2. K-RIDE letter no. GM/P&D/K-RIDE/PLANNING/04/2022/156 dated 12.01.2024
3. GC letter no. GC/BSRP/KRIDE/Depot/2024/537 dated 04.04.2024
4. Joint meeting between K-RIDE & GC officials on 20.05.2024

In connection to the above subject, the matter has been jointly discussed in detailed and based on GC's recommendation & joint discussion vide ref. (3) & (4) following drawings has been finalized;

SN	Description	Drawing no.
1	Typical integrated Cross-section of formation (BSRP).	KRIDE / BSRP / CS-1 / 2024 / R0, Dated 20.05.2024
2	Typical integrated Cross-section of formation (BSRP & IR) for LC Raising location.	KRIDE / BSRP / CS / 2024 / R3, Dated 20.05.2024
3	Typical Integrated cross-section at cutting location (for Earth retaining height up to 2000mm)	KRIDE / BSRP / CS-CUTTING / 2024 / R0, Dated 20.05.2024
4	Typical Integrated cross-section at cutting location (for Retaining height of 2000 to 6000mm).	KRIDE / BSRP /CS-CUTTING-1 / 2024/ R0, Dated 20.05.2024
5	Typical 'U' Type Retaining wall for Ramp portion.	KRIDE / BSRP / CS-RAMP / 2024 / R0, Dated 20.05.2024

Hence, this is for your kind information and needful action please.


Vijay Kumar
(GM / Planning)

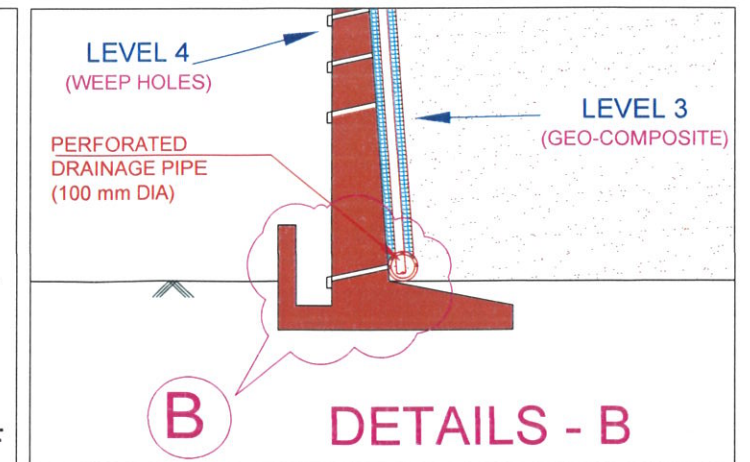
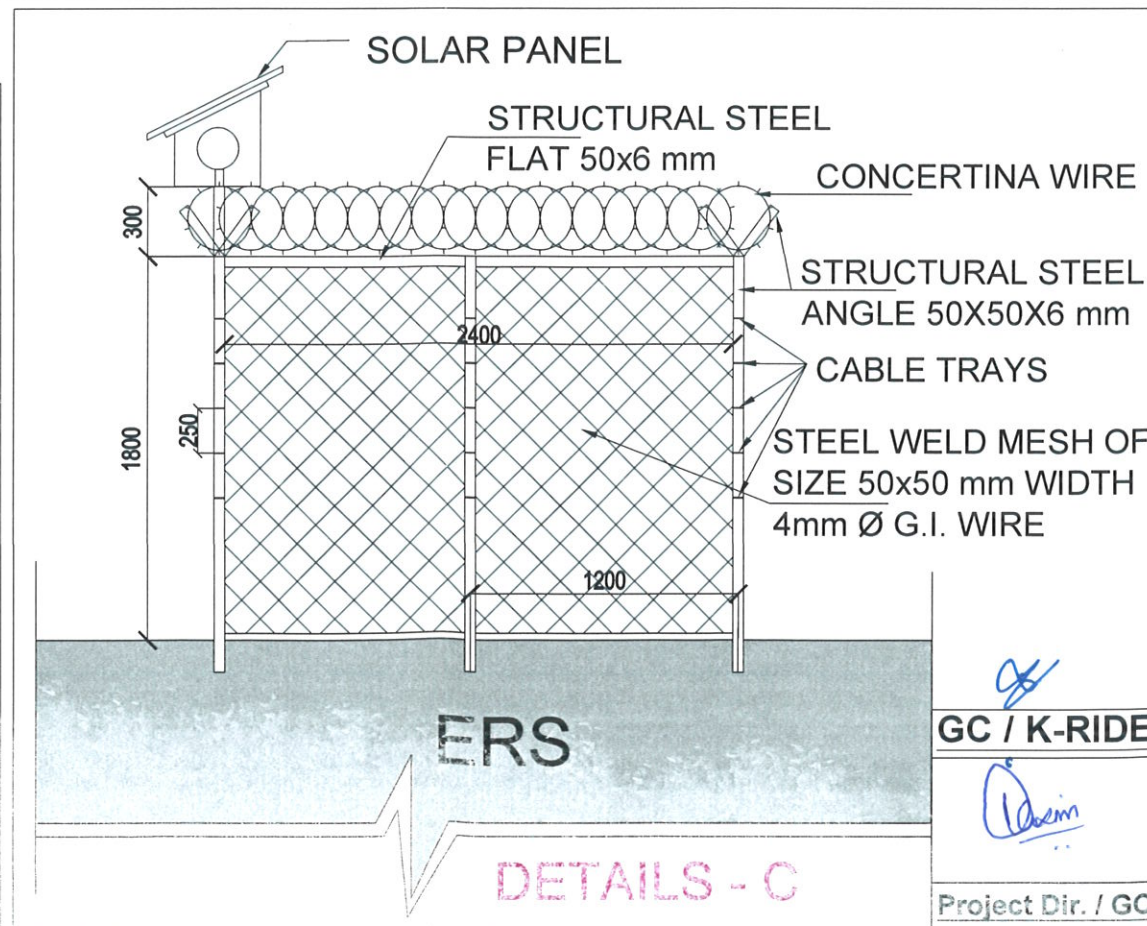
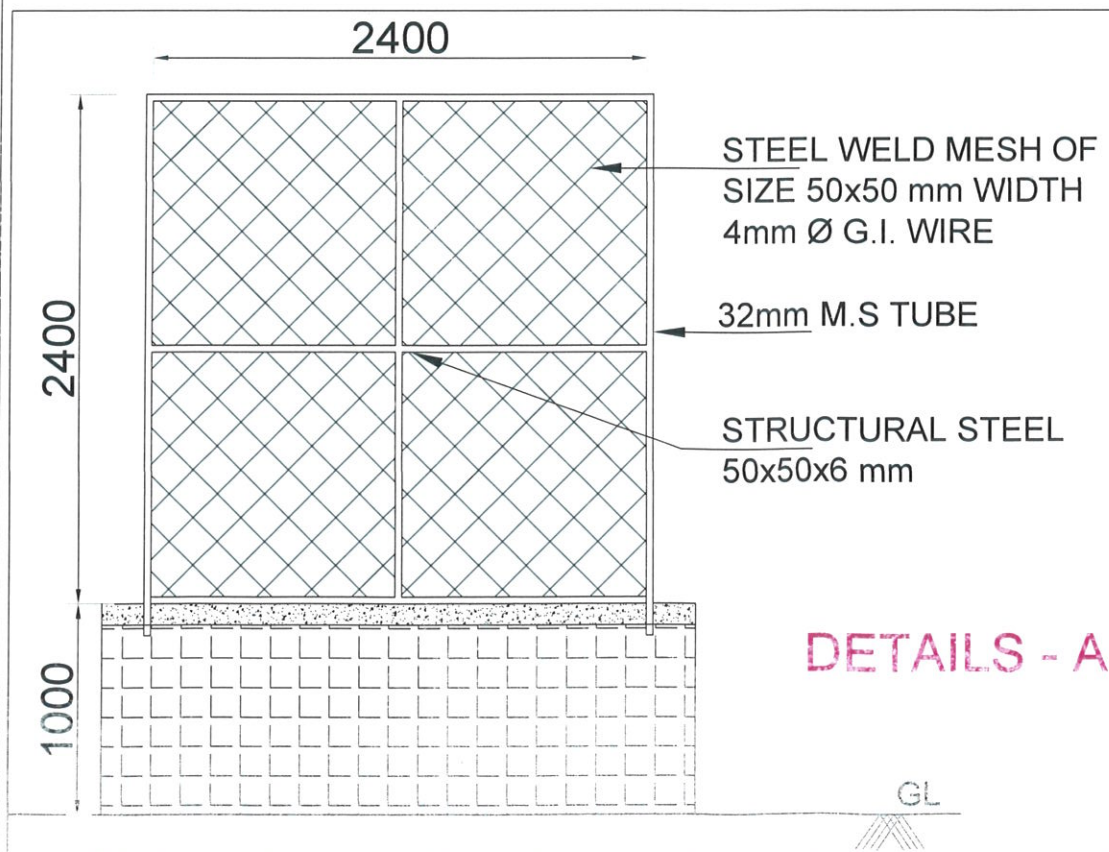
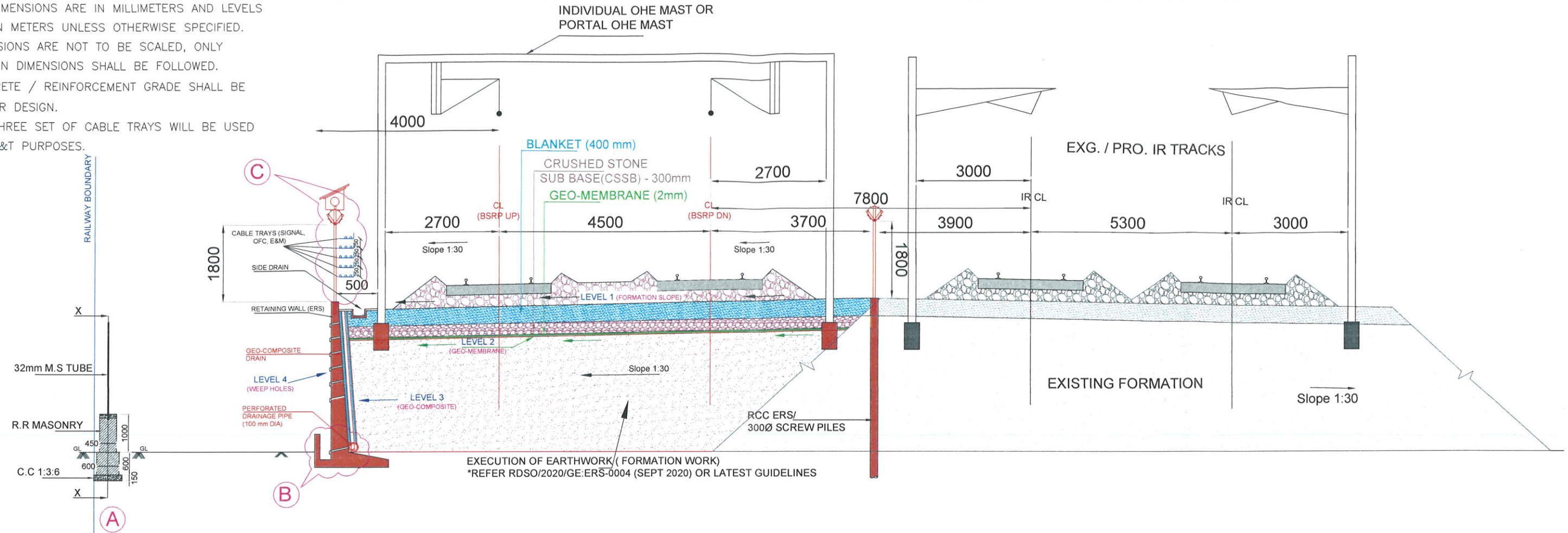
Encl.: Drawings (5 nos)

Copy to: 1. DPP / K-RIDE for kind information please.
2. HoDs / K-RIDE for kind information and necessary action please.

TYPICAL INTEGRATED CROSS SECTION OF FORMATION (BSRP)

NOTES :

1. ALL DIMENSIONS ARE IN MILLIMETERS AND LEVELS ARE IN METERS UNLESS OTHERWISE SPECIFIED.
2. DIMENSIONS ARE NOT TO BE SCALED, ONLY WRITTEN DIMENSIONS SHALL BE FOLLOWED.
3. CONCRETE / REINFORCEMENT GRADE SHALL BE AS PER DESIGN.
4. TOP THREE SET OF CABLE TRAYS WILL BE USED FOR S&T PURPOSES.

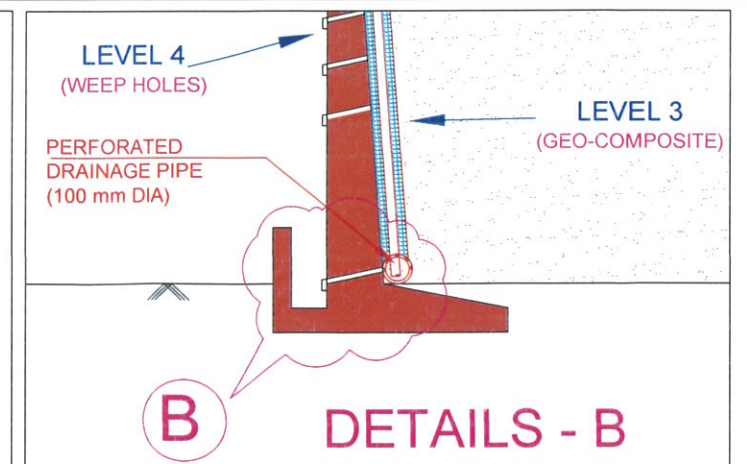
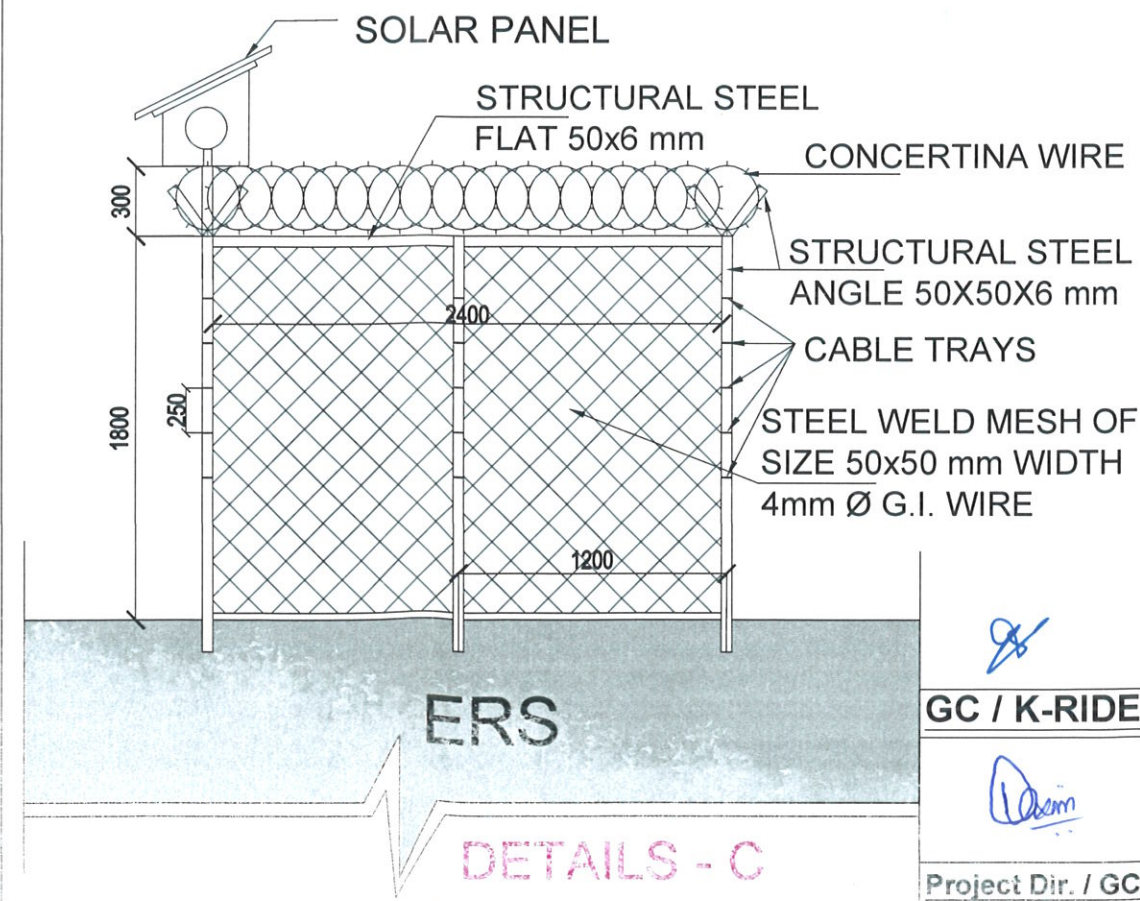
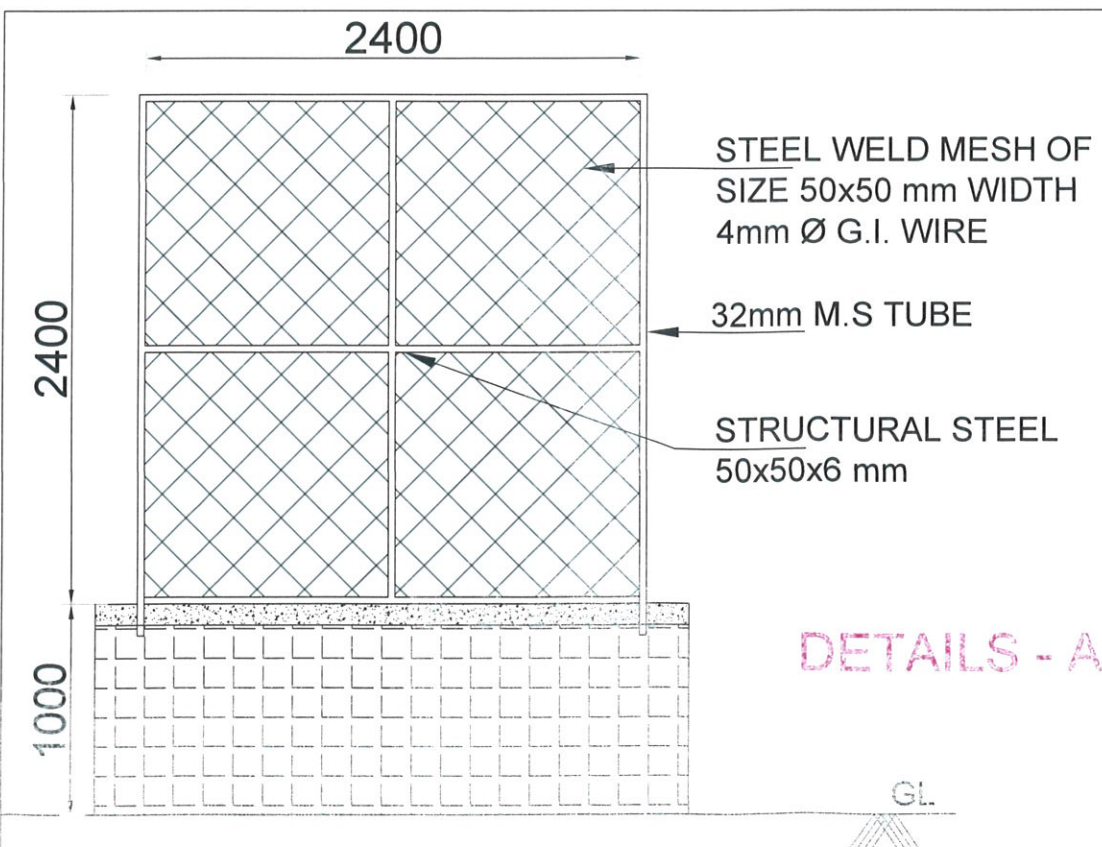
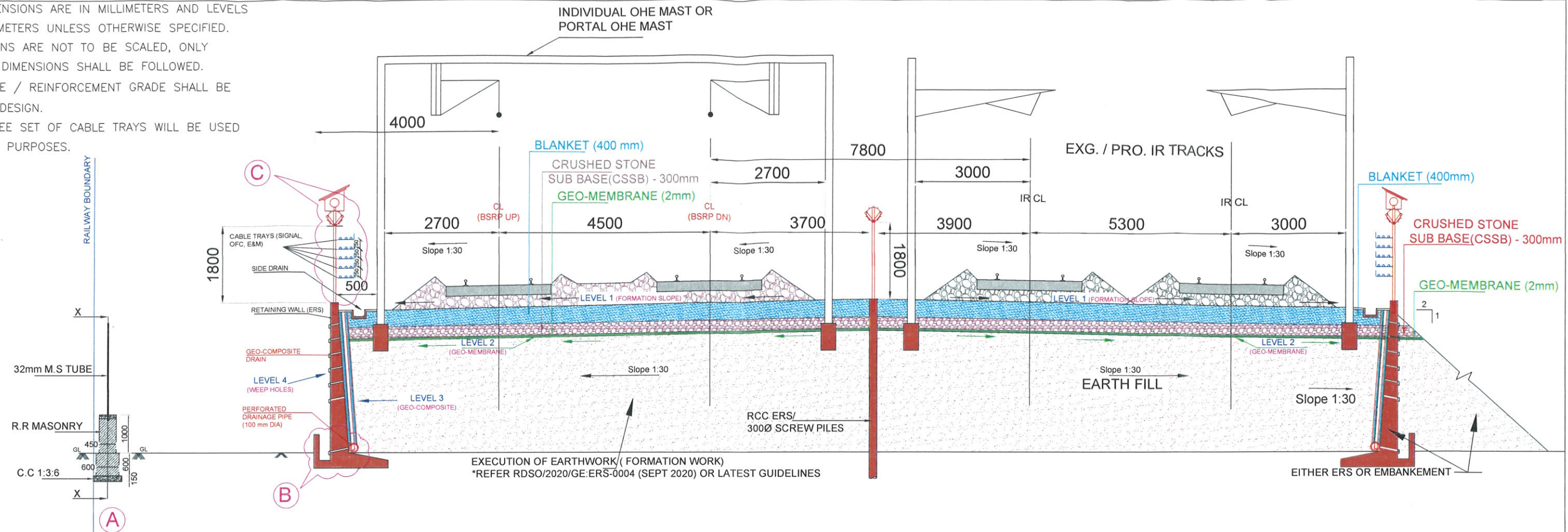


K-RIDE		
HoD/Planning	HoD / Elec.	HoD / S&T
K-RIDE		
BANGALORE SUB URBAN RAIL PROJECT		
TYPICAL INTEGRATED CROSS-SECTION OF FORMATION (BSRP)		
HoD / Design	SCALE	DATE
KRIDE / BSRP / CS-1 / 2024 / R0	NTS	20.05.2024

NOTES :

1. ALL DIMENSIONS ARE IN MILLIMETERS AND LEVELS ARE IN METERS UNLESS OTHERWISE SPECIFIED.
2. DIMENSIONS ARE NOT TO BE SCALED, ONLY WRITTEN DIMENSIONS SHALL BE FOLLOWED.
3. CONCRETE / REINFORCEMENT GRADE SHALL BE AS PER DESIGN.
4. TOP THREE SET OF CABLE TRAYS WILL BE USED FOR S&T PURPOSES.

TYPICAL INTEGRATED CROSS SECTION OF FORMATION (BSRP & IR)



K-RIDE		
HoD/Planning	HoD / Elec.	HoD / S&T
K-RIDE		
BANGALORE SUB URBAN RAIL PROJECT		
TYPICAL INTEGRATED CROSS-SECTION OF FORMATION (BSRP & IR) FOR LC RAISING LOCATION		
DRG NO. KRIDE / BSRP / CS / 2024 / R3	SCALE NTS	DATE 20.05.2024

INDIVIDUAL OHE MAST OR
PORTAL OHE MAST

OHEMAST
(NOT IN SCOPE)

DETAIL-A

CABLE TRAYS
(SIGNAL, OFC, E&M)

GEOCOMPOSITE
(2mm)

FORMATION
LEVEL

DRAIN INVERT
LEVEL

C OF BSRP DN TRACK

C OF BSRP UP TRACK

BSRP RAIL
LEVEL

SLOPE 1 IN 30

SLOPE 1 IN 30

OHE FOUNDATION (TYP)

100 Ø WEEP HOLES WITH
PVC PIPES WITH SLOPE
1:20 AT SPACING OF 1.0m IN
EITHER DIRECTION IN
STAGGERED MANNER

BLANKET(400mm)

GEO TEXTILE (2mm)

OHE FOUNDATION (TYP)

RCC ERS /300 Dia.
SCREW PILE

SOLAR PANEL

STRUCTURAL STEEL
FLAT 50x6 mm

CONCERTINA WIRE

STRUCTURAL STEEL
ANGLE 50X50X6 mm

STEEL WELD MESH OF
SIZE 50x50 mm WIDTH 4mm
Ø G.I. WIRE

ERS

DETAIL-A

C OF IR TRACK

IR RAIL LEVEL

EXISTING IR FORMATION

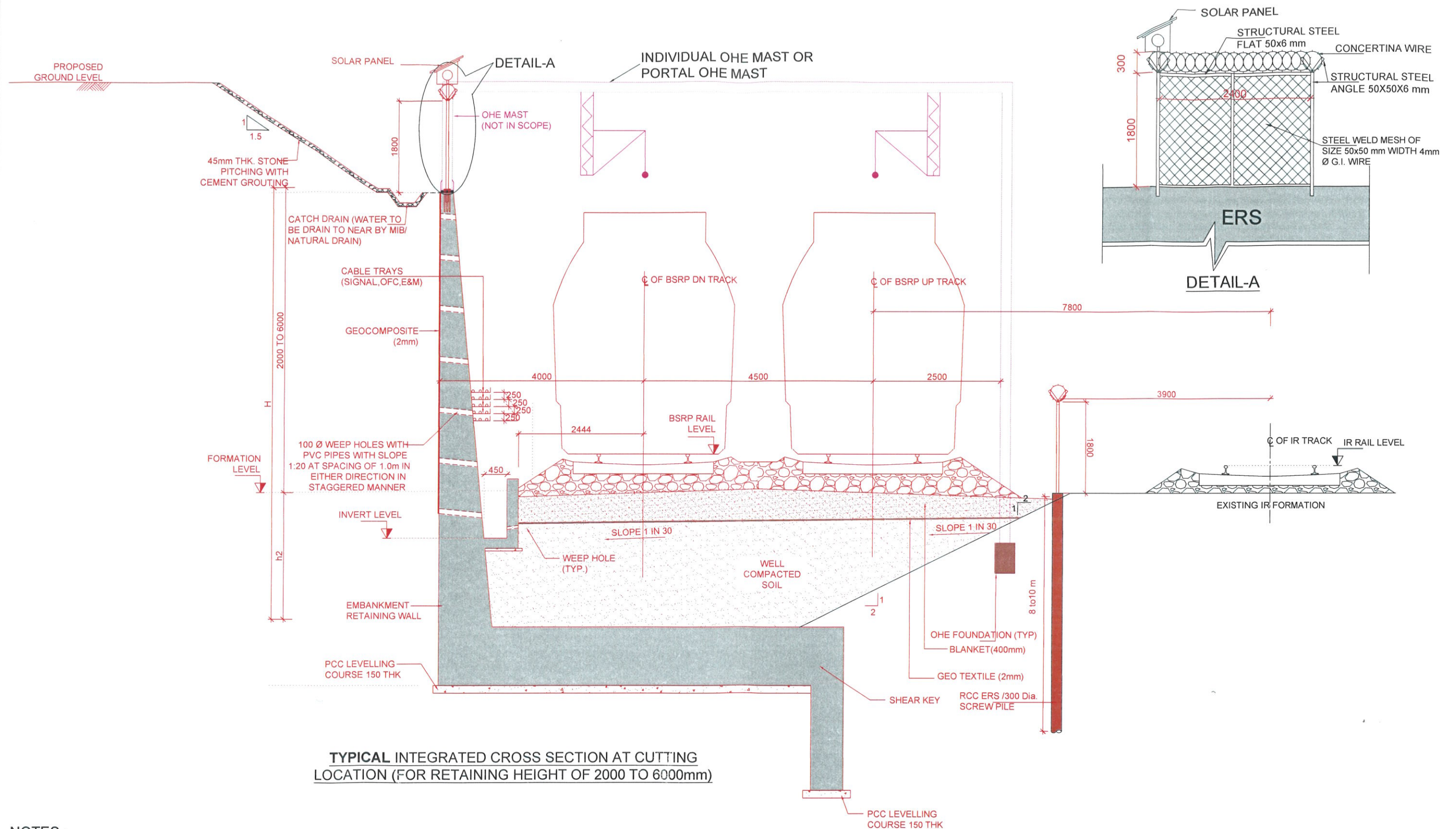
**TYPICAL INTEGRATED CROSS SECTION AT CUTTING
LOCATION (FOR EARTH RETAINING HEIGHT UPTO 2000mm)**

NOTES :

1. ALL DIMENSIONS ARE IN MILLIMETERS AND LEVELS ARE IN METERS UNLESS OTHERWISE SPECIFIED.
2. DIMENSIONS ARE NOT TO BE SCALED, ONLY WRITTEN DIMENSIONS SHALL BE FOLLOWED.
3. CONCRETE / REINFORCEMENT GRADE SHALL BE AS PER DESIGN.
4. TOP THREE SET OF CABLE TRAYS WILL BE USED FOR S&T PURPOSES.
5. FILTER MEDIA AS GEOCOMPOSITE (AS PER RDSO SPECIFICATION NO. RDSO/2013/GE:IRS-0003)



GC /KRIDE	KRIDE				
PD / GC	HoD/Elec.	HoD/S&T	HoD/Plg.	HoD/Design	

<u>BANGALORE SUBURBAN RAIL PROJECT</u>			STRUCTURAL
<u>CROSS SECTION OF FORMATION</u> <u>AT CUTTING</u>			
TYPICAL INTEGRATED CROSS SECTION AT CUTTING LOCATION (FOR EARTH RETAINING HEIGHT UPTO 2000mm)			
DRG.NO. KRIDE / BSRP / CS-CUTTING / 2024 / R0	SCALE NTS	DATE 20.05.2024	



NOTES :

1. ALL DIMENSIONS ARE IN MILLIMETERS AND LEVELS ARE IN METERS UNLESS OTHERWISE SPECIFIED.
2. DIMENSIONS ARE NOT TO BE SCALED, ONLY WRITTEN DIMENSIONS SHALL BE FOLLOWED.
3. CONCRETE / REINFORCEMENT GRADE SHALL BE AS PER DESIGN.
4. TOP THREE SET OF CABLE TRAYS WILL BE USED FOR S&T PURPOSES.
5. FILTER MEDIA AS GEOCOMPOSITE (AS PER RDSO SPECIFICATION NO. RDSO/2018/GEI/RS-0006).

GC /KRIDE		KRIDE			BANGALORE SUBURBAN RAIL PROJECT			STRUCTURAL
 					<u>CROSS SECTION OF FORMATION AT CUTTING</u>			
PD / GC		HoD/Elec.	HoD/S&T	HoD/Plg.	HoD/Design	TYPICAL INTEGRATED CROSS SECTION AT CUTTING LOCATION (FOR RETAINING HEIGHT OF 2000 TO 6000mm)		
						DRG.NO. KRIDE / SSPP / CS-CUTTING-1 / 2024 / R0	SCALE NTS	DATE 20.05.2024

